


Tammy Taylor Nails "Parrot Water Decal" Nail Design






Prepare nail. Build nail using the blue acrylic mix. (4 parts TT Satin White + 1 part TT Bonaire Blue). File nail with TT 160 Zebra and buff with Clean Finish Buffer.

Submerge water decal in water for 30-60 seconds. Touch the decal & if it moves, it is ready.

Apply Gelegance Flawless Foundation Base Gel & cure. Use TT Striper Brush & black gel polish to draw branches. Cure.

Pat softly with a Wipe It to remove any water then place on nail.



Seal design with Gelegance Flawless Finish Top Coat Gel. Clean the nail with a Wipe It and Clean It.

Finish the details of the design with 3 small yellow petals using TT Canary Yellow Prizma & add dots with TT Pretty in Pink Polish using the Dotting Tool.